

CHASSIS PLANS

D2CHASSIS



Advantages

- 3U x 25.6 inch depth design
- The D1 Chassis provides for mounting a standard ATX or EATX motherboard up to 12 x 13 inches
- Chassis can hold seven internal drives, two front accessible 5-1/4" drive bays, and one 3-1/2 inch bay
- Cooling is provided by three center mount 90mm 51CFM fans plus two 40mm exhaust fans.

Support

- Superior pre-sales and post-sales technical support
- All products carry a one year limited warranty

Customization

- Custom paint and logo services available
- Custom mounting brackets are available



D2 CHASSIS

The D2 Series chassis is a high performance design in a low cost 3U rackmount enclosure. Feature rich, the D2 Series is a solid, robust design which will meet the most rigorous and demanding requirements. This chassis is ideal for high density disk intensive web server, back office server, firewall, proxy server and VPN gateway applications including collocation.

The enclosure is constructed of 18 gauge steel, clear zinc plated for corrosion protection and an attractive appearance. The front panel is attractively detailed and is of heavier gauge than the chassis.

There is a huge! amount of drive space with the seven internal drives, two front accessible 5-1/4" drive bays, and one 3-1/2 inch bay. Low cost raid plus CD and tape is an evident configuration.

A door covers and protects the drives. Accessible behind the door is the power and reset switches. Visible through the door are the power, drive activity and alarm LED's.

Cooling is provided by three 90mm 51CFM fans blowing through the chassis plus two optional 40mm exhaust fans. A door mounted air filter provides clean cooling air and easy filter access.

The D2 Chassis provides for mounting a standard EATX motherboard up to 12 x 13 inches Seven full-length plug-in cards can be installed.

Power is provided by a 2U style power supply. Several power options are available including DC operation.

SPECIFICATION

Dimensions

19" (wide) x 3U (5.20") (high) x 25.6" (deep)

Drive Capacity

Seven internal 3-1/2 inch drives

Two 5-1/4 inch drives - front accessible

One 3-1/2 inch drive - front accessible

Front Panel Controls

Power switch - black momentary pushbutton with 2 position .100 header for board connection

Reset switch - black pushbutton with 2 position .100 header for board connection

Power LED - green with 3 position .100 header for board connection

Drive activity - red with 2 position .100 header for board connection

Switch and LED connectors are labeled at the connector end.

Rear Panel Details

7 Plug-in card slot

ATX I/O Shield

One DB25 connector knockout

One SCSI connector knockout

Cooling

Three 90mm 51CFM fans

Two optional 40mm exhaust fans

Positive chassis pressure

Power Supply

Rear Mount 2U style

AC Supply - Zippy R2G redundant form factor

Power supply not included.

Motherboard Mounting

Standard 12 x 13 inch EATX motherboard

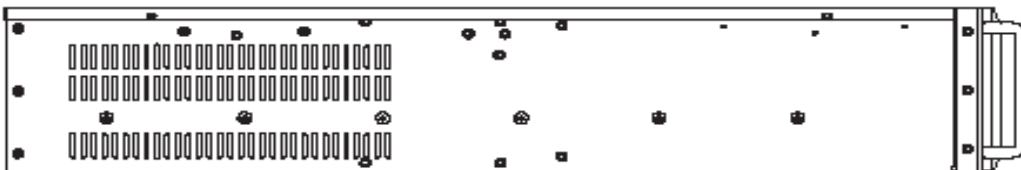
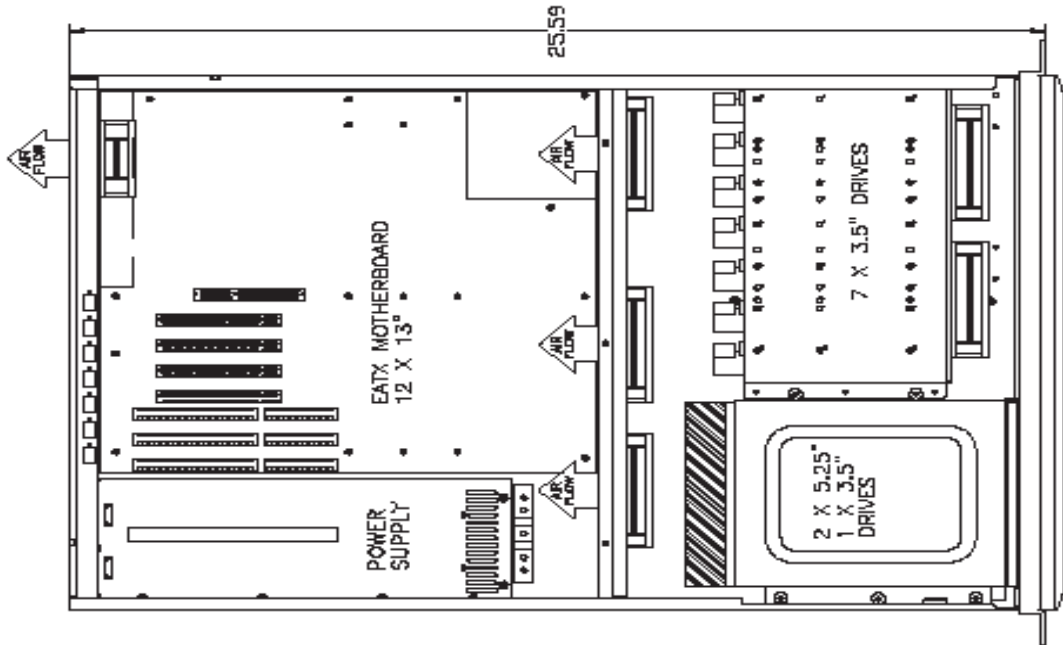
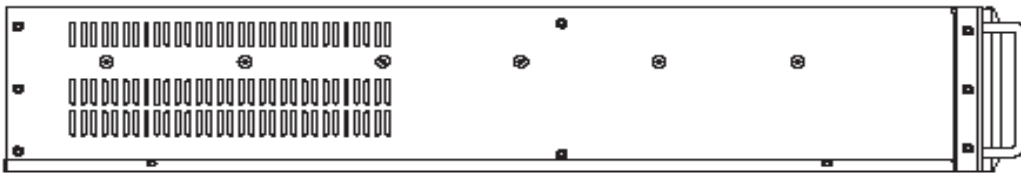
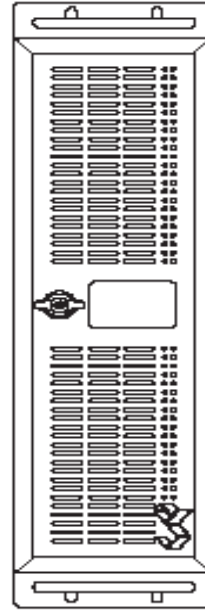
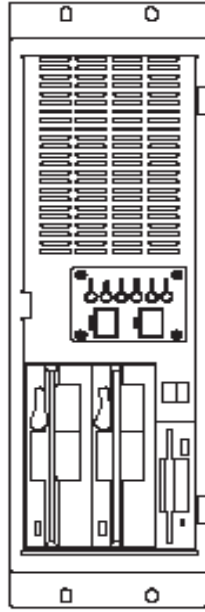
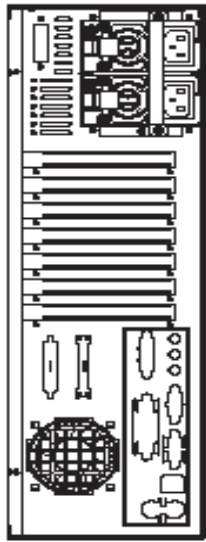
Motherboard adapter plate accommodates any motherboard

Plug-in I/O Cards

Accommodates seven full length plug-in I/O cards



The Original Industrial Computer Source™



<p>CHASSIS PLANS 4000 Newport Ave. San Diego, CA 92116 Tel: (858) 571-4330 www.chassisplans.com</p>		<p>UNLESS OTHERWISE SPECIFIED DIMENSIONS ARE IN INCHES DIMENSIONS IN PARENTHESES ARE IN MILLIMETERS TOLERANCES ARE UNLESS NOTED OTHERWISE FINISH: MILL MATERIAL: ALUMINUM PART NUMBER: D2 CUSTOMER DRAWING TITLE: D2 SERIES CHASSIS 3U EATX MOTHERBOARD CUSTOMER DRAWING</p>	
1	2	3	4